

STORTRACK

EXPLORER
SELF-STORAGE

Market Report

Produced on Jul 31 2025

Report for:
Sydney,
NSW
5 Kilometre radius



STORTRACK

Questions?
+61-730-402-700
info@stortrack.com
www.stortrack.com

Table of Contents

Market Snapshot 1

12 Month Trailing Average Rate History 4

Rate History by Store 9

 All Units 9

 1 SQM 9

 2 SQM 10

 2.25 SQM 11

 3 SQM 11

 4 SQM 12

 4.50 SQM 13

 6 SQM 13

 7.50 SQM 14

 9 SQM 15

 12 SQM 15

 13.50 SQM 16

 15 SQM 17

 18 SQM 17

Developments 19

All Stores List 21

Market Snapshot

The Market Snapshot is a one-look overview of the market.

[i You are viewing the price in AUD \(Australian Dollar\).](#)

	This Market	1 Kilometre Radius	3 Kilometre Radius	State	National
Self Storage Only Facilities Net Rentable SQM	57,599	1,655	24,140	986,418	3,114,811
Hybrid Facility Self Storage Net Rentable SQM	56,374	1,000	7,151	1,157,242	3,341,343
Total Net Self Storage Rentable SQM	113,973	2,655	31,291	2,143,660	6,456,154
Parking Net Rentable SQM	4,720	393	1,521	255,733	947,626
SQM per Capita	0.40	0.22	0.25	0.27	0.25
SQM per Household	0.89	0.49	0.55	0.75	0.71
Total Stores	20	2	10	837	2,647
• REITS	1	0	0	60	251
• Large Ops	10	0	5	192	463
• Mid Ops	3	0	0	125	409
• Single Ops	6	2	5	460	1,524
New Developments	2	0	0	92	292
Estimated Net Rentable SQM of Development	14,889	0	0	307,324	940,376
Stores opened within the last year	0	0	0	2	2

Market Snapshot Continued[i You are viewing the price in AUD \(Australian Dollar\).](#)

	This Market	1 Kilometre Radius	3 Kilometre Radius	State	National
Demographics					
• 2022 Population	286,104	11,983	123,696	8,072,163	25,422,788
Households	128,179	5,385	56,631	2,857,857	9,138,676
Rental Households	77,085	3,971	38,193	1,000,516	3,023,896
Rental Households Percentage	60.14%	73.74%	67.44%	35.01%	33.09%
Median Household Income	\$130,520	\$126,828	\$120,120	\$95,108	\$90,792
Average Rate Per Square Meters					
• All Units with Parking	\$64.61	N/A	\$70.59	\$33.83	\$32.75
Rate Trend (12 months)	-3%	N/A	11%	-1.37%	-2.08%
Units Not Advertised	0%	0%	0%	12%	9%
Market Including Known Developments					
Self Storage Only Facilities Net Rentable SQM	72,488	1,655	24,140	1,290,919	4,047,435
Hybrid Facility Self Storage Net Rentable SQM	56,374	1,000	7,151	1,160,065	3,349,095
Total Net Self Storage Rentable SQM	128,862	2,655	31,291	2,450,984	7,396,530
Parking Net Rentable SQM	4,720	393	1,521	256,111	959,771
SQM per Capita	0.45	0.22	0.25	0.30	0.29

Market Snapshot Continued

 You are viewing the price in AUD (Australian Dollar).

	This Market	1 Kilometre Radius	3 Kilometre Radius	State	National
SQM per Household	1.01	0.49	0.55	0.86	0.81
Total Stores	22	2	10	929	2,939
• REITS	1	0	0	76	296
• Large Ops	11	0	5	205	498
• Mid Ops	4	0	0	130	420
• Single Ops	6	2	5	461	1,529

12 Month Trailing Average Rate History

View 12 month trailing average rates for the past one year.

Summary - (Value, Any Floor)

i You are viewing the price in AUD (Australian Dollar).

		ALL UNITS	1 SQM	2 SQM	2.25 SQM	3 SQM	4 SQM	4.50 SQM	6 SQM	7.50 SQM	9 SQM	12 SQM	13.50 SQM	15 SQM	18 SQM
	Market Average Price	\$413.33	-	\$238.57	\$183.07	\$256.56	\$289.04	\$270.29	\$296.71	\$380.29	\$434.86	\$650.91	\$703.08	\$732.74	\$943.95
Sydney Storage Lockers 0.83 Kilometre 644 George St, Sydney, NSW 2000	Current Price	-	-	-	-	-	-	-	-	-	-	-	-	-	-
	12 mo. trailing avg.	-	-	-	-	-	-	-	-	-	-	-	-	-	-
CBD Storage 0.93 Kilometre World Square Shopping Centre Corner Pitt and Goulbourn St, Sydney, NSW 2000	Current Price	\$0.00	-	-	-	-	-	\$0.00	-	-	\$0.00	-	-	-	\$0.00
	12 mo. trailing avg.	\$0.00	-	-	-	-	-	\$0.00	-	-	\$0.00	-	-	-	\$0.00
Storage King - Woolloomooloo 1.03 Kilometres 11-25 Palmer Street, Woolloomooloo, NSW 2011	Current Price	\$365.00	-	\$345.00	-	\$320.00	\$430.00	-	-	-	-	-	-	-	-
	12 mo. trailing avg.	\$377.96	-	\$298.11	-	\$344.40	\$422.62	\$452.86	\$550.00	-	-	\$925.00	-	-	-
Kennards Self Storage Ultimo - 444 Jones St 1.40 Kilometres 444 Jones Street, Ultimo, NSW 2007	Current Price	\$503.50	-	-	\$154.00	-	-	-	-	-	-	\$853.00	-	-	-
	12 mo. trailing avg.	\$549.55	-	-	\$170.14	-	-	-	-	-	-	\$825.38	-	-	-
Kennards Self Storage Ultimo - 492 Jones St 1.47 Kilometres 492 Jones Street, Ultimo, NSW 2007	Current Price	\$518.00	-	-	\$152.00	-	-	-	-	-	\$354.00	\$520.00	-	-	\$1046.00
	12 mo. trailing avg.	\$606.50	-	-	\$165.34	-	-	-	-	\$364.50	\$367.88	\$528.65	-	-	\$1029.14
Kings Cross & Potts Point Self Storage 1.66 Kilometres 10a McDonald Ln, Potts Point, NSW 2011	Current Price	-	-	-	-	-	-	-	-	-	-	-	-	-	-
	12 mo. trailing avg.	-	-	-	-	-	-	-	-	-	-	-	-	-	-
Rushcutters Wine Storage 2.06 Kilometres 30-62 Barcom Avenue, Darlinghurst, NSW 2010	Current Price	-	-	-	-	-	-	-	-	-	-	-	-	-	-
	12 mo. trailing avg.	-	-	-	-	-	-	-	-	-	-	-	-	-	-
Storage King - Rozelle 2.88 Kilometres 10 Parsons Street, Rozelle, NSW 2039	Current Price	\$270.00	-	\$270.00	-	-	-	-	-	-	-	-	-	-	-
	12 mo. trailing avg.	\$371.39	-	\$270.00	-	\$289.10	\$325.00	-	\$412.26	-	-	\$721.67	-	-	\$870.00

12 Month Trailing Average Rate History Continued

Summary - (Value, Any Floor)

i You are viewing the price in AUD (Australian Dollar).

		ALL UNITS	1 SQM	2 SQM	2.25 SQM	3 SQM	4 SQM	4.50 SQM	6 SQM	7.50 SQM	9 SQM	12 SQM	13.50 SQM	15 SQM	18 SQM
Balmain Self Storage 2.88 Kilometres 106 Mullens St, Balmain, NSW 2041	Current Price	\$312.00	-	-	-	-	-	-	-	-	\$312.00	-	-	-	-
	12 mo. trailing avg.	\$312.00	-	-	-	-	-	-	-	\$312.00	\$312.00	-	-	-	-
Storage King - Balmain 2.97 Kilometres 100 Beattie Street, Balmain, NSW 2041	Current Price	\$547.50	-	-	-	-	-	\$285.00	\$350.00	-	-	-	-	\$715.00	\$840.00
	12 mo. trailing avg.	\$393.32	-	-	\$225.02	-	\$276.99	\$261.30	\$297.19	\$359.55	\$487.50	\$591.40	-	\$690.33	\$820.00
Kennards Self Storage Camperdown 3.38 Kilometres 1-19 Booth St, Camperdown, NSW 2050	Current Price	\$484.40	-	-	\$139.00	-	-	\$219.00	-	-	\$341.00	-	\$466.00	-	\$1257.00
	12 mo. trailing avg.	\$441.88	-	-	\$164.74	-	-	\$264.99	-	\$327.75	\$376.22	-	\$528.00	-	\$805.78
Kennards Self Storage Rozelle 3.58 Kilometres 17 Wellington Street, Rozelle, NSW 2039	Current Price	\$462.14	-	-	\$120.00	\$153.00	-	\$212.00	-	-	-	\$459.00	\$677.00	-	\$807.00
	12 mo. trailing avg.	\$307.07	-	-	\$134.79	\$182.81	-	\$225.73	-	\$445.67	\$440.08	\$592.34	\$724.00	\$674.82	\$822.95
Prestige Car Storage 3.58 Kilometres 39 Garema, Kingsgrove, NSW 2028	Current Price	-	-	-	-	-	-	-	-	-	-	-	-	-	-
	12 mo. trailing avg.	-	-	-	-	-	-	-	-	-	-	-	-	-	-
Kennards Self Storage Moore Park 3.59 Kilometres 813-851 South Dowling Street, Moore Park, NSW 2017	Current Price	\$210.50	-	-	\$186.00	-	-	\$235.00	-	-	-	-	-	-	-
	12 mo. trailing avg.	\$367.73	-	-	\$204.24	-	-	\$285.80	\$305.77	\$517.75	\$612.46	\$542.57	-	-	\$832.76
National Storage Camperdown 3.65 Kilometres 52 Pyrmont Bridge Road, Annandale, NSW 2050	Current Price	\$374.67	-	\$169.00	\$176.00	\$183.00	\$229.00	\$237.00	\$317.00	-	\$457.00	-	\$753.00	\$851.00	-
	12 mo. trailing avg.	\$321.63	-	\$174.32	\$173.91	\$176.76	\$202.76	\$255.93	\$268.38	\$437.00	\$445.07	\$681.63	\$753.95	\$875.84	-
Kennards Self Storage Waterloo 3.81 Kilometres 866 Bourke St, Waterloo, NSW 2017	Current Price	\$262.67	-	-	\$171.00	-	-	\$264.00	-	-	\$353.00	-	-	-	-
	12 mo. trailing avg.	\$483.89	-	-	\$191.75	-	-	\$267.64	-	\$327.50	\$432.05	\$580.19	\$724.14	-	\$1101.37
Rent A Space - Moore Park 3.84 Kilometres 42 ODea Avenue, Moore Park, NSW 2017	Current Price	\$498.00	-	-	\$224.00	-	-	\$326.00	-	-	\$569.00	-	\$873.00	-	-
	12 mo. trailing avg.	\$482.54	-	-	\$219.38	-	-	\$323.09	-	\$573.25	\$503.81	-	\$836.18	-	\$1064.50

12 Month Trailing Average Rate History Continued

Summary - (Value, Any Floor)

i You are viewing the price in AUD (Australian Dollar).

		ALL UNITS	1 SQM	2 SQM	2.25 SQM	3 SQM	4 SQM	4.50 SQM	6 SQM	7.50 SQM	9 SQM	12 SQM	13.50 SQM	15 SQM	18 SQM
StorHub Alexandria 4.19 Kilometres 9-13 Bourke Road, Alexandria, NSW 2015	Current Price	-	-	-	-	-	-	-	-	-	-	-	-	-	-
	12 mo. trailing avg.	-	-	-	-	-	-	-	-	-	-	-	-	-	-
Metro Storage - Eastern Suburbs 4.66 Kilometres 74A Newland Street, Bondi Junction, NSW 2022	Current Price	-	-	-	-	-	-	-	-	-	-	-	-	-	-
	12 mo. trailing avg.	-	-	-	-	-	-	-	-	-	-	-	-	-	-
Storage Plus Rosebery 4.98 Kilometres 87-103 Epsom Road, Rosebery, NSW 2018	Current Price	\$474.00	-	-	\$199.00	-	-	\$272.00	\$286.00	-	\$470.00	\$575.00	-	\$902.00	\$816.00
	12 mo. trailing avg.	\$411.57	-	-	\$188.37	-	-	\$243.31	\$245.23	\$581.50	\$402.76	\$565.34	\$598.59	\$717.47	\$949.51

Summary - (Premium, Any Floor)

		ALL UNITS	1 SQM	2 SQM	2.25 SQM	3 SQM	4 SQM	4.50 SQM	6 SQM	7.50 SQM	9 SQM	12 SQM	13.50 SQM	15 SQM	18 SQM
	Market Average Price	\$437.60	-	\$244.02	\$196.49	\$267.39	\$297.61	\$294.31	\$317.32	\$391.87	\$458.52	\$659.24	\$758.84	\$736.64	\$1027.98
Sydney Storage Lockers 0.83 Kilometre 644 George St, Sydney, NSW 2000	Current Price	-	-	-	-	-	-	-	-	-	-	-	-	-	-
	12 mo. trailing avg.	-	-	-	-	-	-	-	-	-	-	-	-	-	-
CBD Storage 0.93 Kilometre World Square Shopping Centre Corner Pitt and Goulbourn St, Sydney, NSW 2000	Current Price	\$0.00	-	-	-	-	-	\$0.00	-	-	\$0.00	-	-	-	\$0.00
	12 mo. trailing avg.	\$0.00	-	-	-	-	-	\$0.00	-	-	\$0.00	-	-	-	\$0.00
Storage King - Woolloomooloo 1.03 Kilometres 11-25 Palmer Street, Woolloomooloo, NSW 2011	Current Price	\$430.00	-	\$345.00	-	\$320.00	\$430.00	-	-	-	-	-	-	-	-
	12 mo. trailing avg.	\$377.96	-	\$298.11	-	\$344.40	\$422.62	\$452.86	\$550.00	-	-	\$925.00	-	-	-
Kennards Self Storage Ultimo - 444 Jones St 1.40 Kilometres 444 Jones Street, Ultimo, NSW 2007	Current Price	\$853.00	-	-	\$154.00	-	-	-	-	-	-	\$853.00	-	-	-
	12 mo. trailing avg.	\$549.55	-	-	\$170.14	-	-	-	-	-	-	\$825.38	-	-	-

12 Month Trailing Average Rate History Continued

Summary - (Premium, Any Floor)

i You are viewing the price in AUD (Australian Dollar).

		ALL UNITS	1 SQM	2 SQM	2.25 SQM	3 SQM	4 SQM	4.50 SQM	6 SQM	7.50 SQM	9 SQM	12 SQM	13.50 SQM	15 SQM	18 SQM
Kennards Self Storage Ultimo - 492 Jones St 1.47 Kilometres 492 Jones Street, Ultimo, NSW 2007	Current Price	\$1046.00	-	-	\$152.00	-	-	-	-	-	\$354.00	\$520.00	-	-	\$1046.00
	12 mo. trailing avg.	\$612.70	-	-	\$165.34	-	-	-	-	\$364.50	\$367.88	\$550.92	-	-	\$1029.14
Kings Cross & Potts Point Self Storage 1.66 Kilometres 10a McDonald Ln, Potts Point, NSW 2011	Current Price	-	-	-	-	-	-	-	-	-	-	-	-	-	-
	12 mo. trailing avg.	-	-	-	-	-	-	-	-	-	-	-	-	-	-
Rushcutters Wine Storage 2.06 Kilometres 30-62 Barcom Avenue, Darlinghurst, NSW 2010	Current Price	-	-	-	-	-	-	-	-	-	-	-	-	-	-
	12 mo. trailing avg.	-	-	-	-	-	-	-	-	-	-	-	-	-	-
Storage King - Rozelle 2.88 Kilometres 10 Parsons Street, Rozelle, NSW 2039	Current Price	\$270.00	-	\$270.00	-	-	-	-	-	-	-	-	-	-	-
	12 mo. trailing avg.	\$381.83	-	\$270.00	-	\$306.93	\$325.00	-	\$414.00	-	-	\$721.67	-	-	\$870.00
Balmain Self Storage 2.88 Kilometres 106 Mullens St, Balmain, NSW 2041	Current Price	\$312.00	-	-	-	-	-	-	-	-	\$312.00	-	-	-	-
	12 mo. trailing avg.	\$312.00	-	-	-	-	-	-	-	\$312.00	\$312.00	-	-	-	-
Storage King - Balmain 2.97 Kilometres 100 Beattie Street, Balmain, NSW 2041	Current Price	\$840.00	-	-	-	-	-	\$285.00	\$350.00	-	-	-	-	\$715.00	\$840.00
	12 mo. trailing avg.	\$398.60	-	-	\$225.88	-	\$288.47	\$261.30	\$310.67	\$359.55	\$487.50	\$591.40	-	\$705.04	\$820.00
Kennards Self Storage Camperdown 3.38 Kilometres 1-19 Booth St, Camperdown, NSW 2050	Current Price	\$1257.00	-	-	\$139.00	-	-	\$219.00	-	-	\$341.00	-	\$466.00	-	\$1257.00
	12 mo. trailing avg.	\$497.85	-	-	\$164.74	-	-	\$264.99	-	\$327.75	\$376.22	-	\$528.00	-	\$1060.31
Kennards Self Storage Rozelle 3.58 Kilometres 17 Wellington Street, Rozelle, NSW 2039	Current Price	\$874.00	-	-	\$147.00	\$153.00	-	\$212.00	-	-	-	\$459.00	\$677.00	-	\$874.00
	12 mo. trailing avg.	\$318.31	-	-	\$147.25	\$182.81	-	\$246.89	-	\$445.67	\$441.87	\$592.34	\$724.00	\$674.82	\$822.95
Prestige Car Storage 3.58 Kilometres 39 Garema, Kingsgrove, NSW 2028	Current Price	-	-	-	-	-	-	-	-	-	-	-	-	-	-
	12 mo. trailing avg.	-	-	-	-	-	-	-	-	-	-	-	-	-	-

12 Month Trailing Average Rate History Continued

Summary - (Premium, Any Floor)

[You are viewing the price in AUD \(Australian Dollar\).](#)

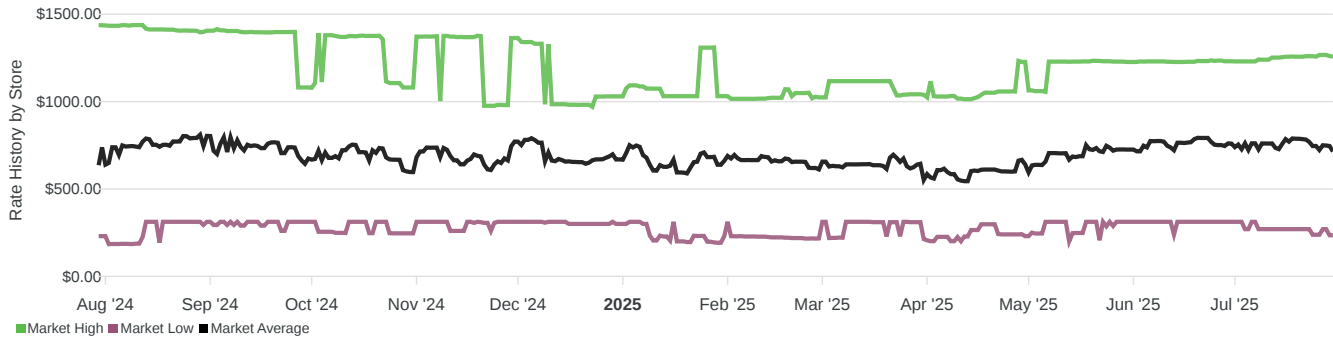
		ALL UNITS	1 SQM	2 SQM	2.25 SQM	3 SQM	4 SQM	4.50 SQM	6 SQM	7.50 SQM	9 SQM	12 SQM	13.50 SQM	15 SQM	18 SQM
Kennards Self Storage Moore Park 3.59 Kilometres 813-851 South Dowling Street, Moore Park, NSW 2017	Current Price	\$235.00	-	-	\$186.00	-	-	\$235.00	-	-	-	-	-	-	-
	12 mo. trailing avg.	\$398.57	-	-	\$204.24	-	-	\$285.80	\$305.77	\$755.00	\$725.70	\$542.57	-	-	\$832.76
National Storage Camperdown 3.65 Kilometres 52 Pyrmont Bridge Road, Annandale, NSW 2050	Current Price	\$851.00	-	\$203.00	\$205.00	\$183.00	\$229.00	\$237.00	\$317.00	-	\$457.00	-	\$753.00	\$851.00	-
	12 mo. trailing avg.	\$343.33	-	\$185.71	\$201.59	\$193.79	\$216.37	\$316.76	\$304.79	\$437.00	\$445.07	\$681.63	\$753.95	\$875.84	-
Kennards Self Storage Waterloo 3.81 Kilometres 866 Bourke St, Waterloo, NSW 2017	Current Price	\$405.00	-	-	\$198.00	-	-	\$264.00	-	-	\$405.00	-	-	-	-
	12 mo. trailing avg.	\$496.38	-	-	\$203.06	-	-	\$267.64	-	\$379.75	\$445.37	\$601.32	\$751.14	-	\$1101.37
Rent A Space - Moore Park 3.84 Kilometres 42 ODea Avenue, Moore Park, NSW 2017	Current Price	\$1016.00	-	-	\$289.00	-	-	\$358.00	-	-	\$569.00	-	\$1016.00	-	-
	12 mo. trailing avg.	\$553.85	-	-	\$280.04	-	-	\$381.72	-	\$573.25	\$503.95	-	\$1011.56	-	\$1064.82
StorHub Alexandria 4.19 Kilometres 9-13 Bourke Road, Alexandria, NSW 2015	Current Price	-	-	-	-	-	-	-	-	-	-	-	-	-	-
	12 mo. trailing avg.	-	-	-	-	-	-	-	-	-	-	-	-	-	-
Metro Storage - Eastern Suburbs 4.66 Kilometres 74A Newland Street, Bondi Junction, NSW 2022	Current Price	-	-	-	-	-	-	-	-	-	-	-	-	-	-
	12 mo. trailing avg.	-	-	-	-	-	-	-	-	-	-	-	-	-	-
Storage Plus Rosebery 4.98 Kilometres 87-103 Epsom Road, Rosebery, NSW 2018	Current Price	\$902.00	-	-	\$199.00	-	-	\$272.00	\$382.00	-	\$651.00	\$757.00	-	\$902.00	\$816.00
	12 mo. trailing avg.	\$438.11	-	-	\$188.38	-	-	\$244.17	\$263.93	\$581.50	\$491.07	\$565.34	\$598.59	\$717.49	\$949.51

Rate History by Store

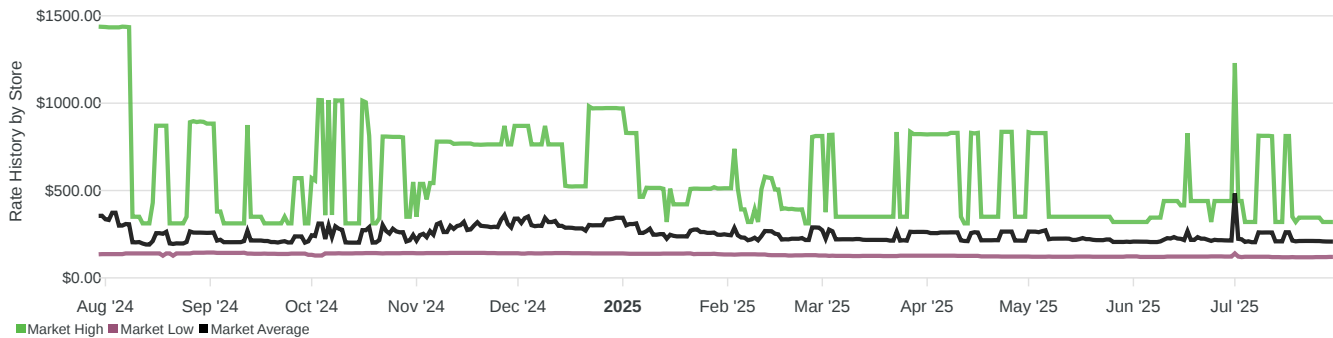
Historical graphs showing the Premium and Value rates of three stores in the market and the Market High, Market Average and Market Low rates over the past 3 years for each of the most common unit types.

[i You are viewing the price in AUD \(Australian Dollar\).](#)

All Units (Last 1 Year, Premium, Any Floor)



All Units (Last 1 Year, Value, Any Floor)



1 SQM (Last 1 Year, Premium, Any Floor)

No data available for this graph!

Rate History by Store Continued

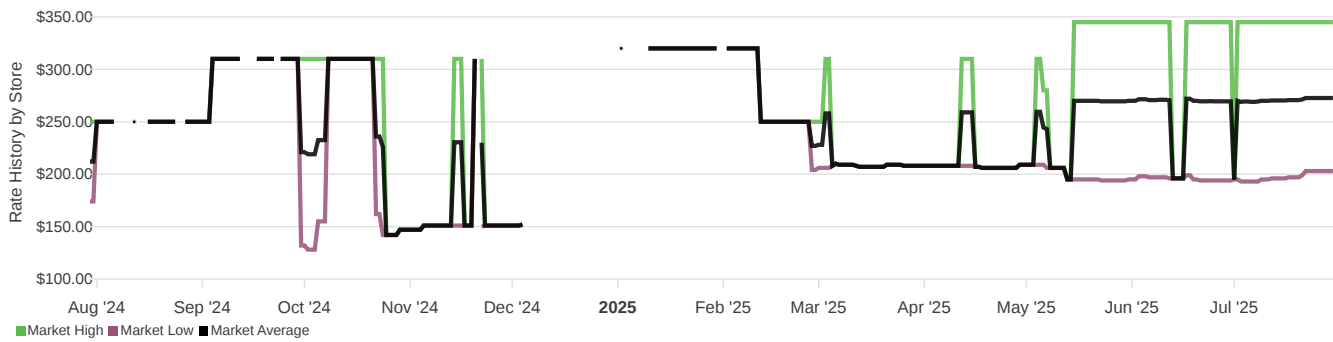
[i You are viewing the price in AUD \(Australian Dollar\).](#)

1 SQM (Last 1 Year, Value, Any Floor)

No data available for this graph!

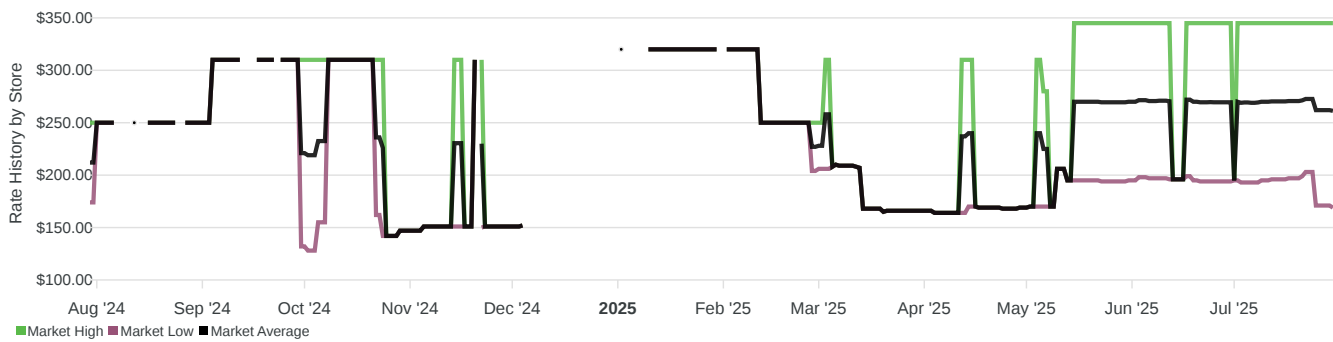
2 SQM (Last 1 Year, Premium, Any Floor)

 ● Market High ● Market Low ● Market Average *has same value in the series.*



2 SQM (Last 1 Year, Value, Any Floor)

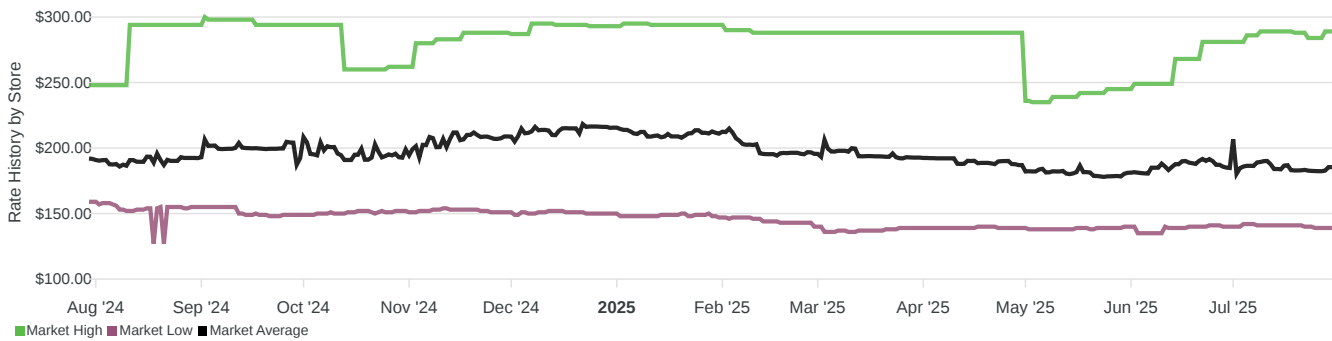
 ● Market High ● Market Low ● Market Average *has same value in the series.*



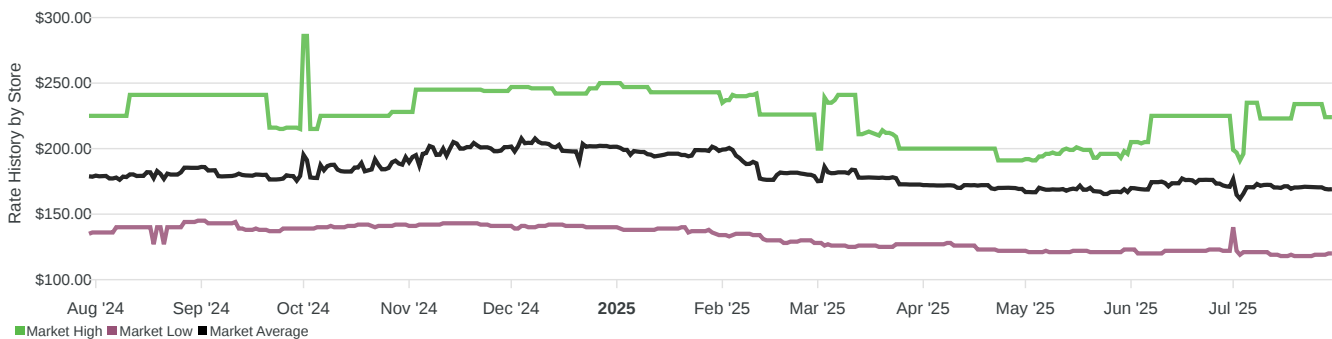
Rate History by Store Continued

[i](#) You are viewing the price in AUD (Australian Dollar).

2.25 SQM (Last 1 Year, Premium, Any Floor)

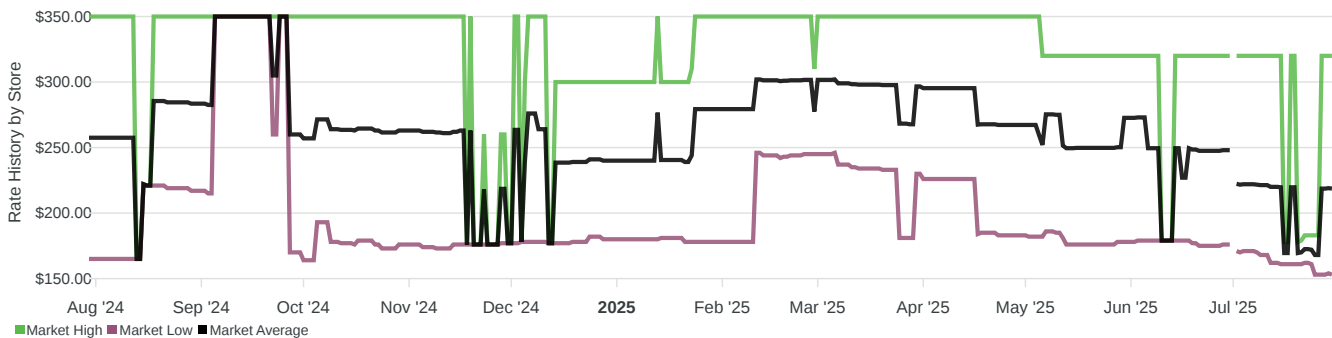


2.25 SQM (Last 1 Year, Value, Any Floor)



3 SQM (Last 1 Year, Premium, Any Floor)

Market High Market Low Market Average has same value in the series.

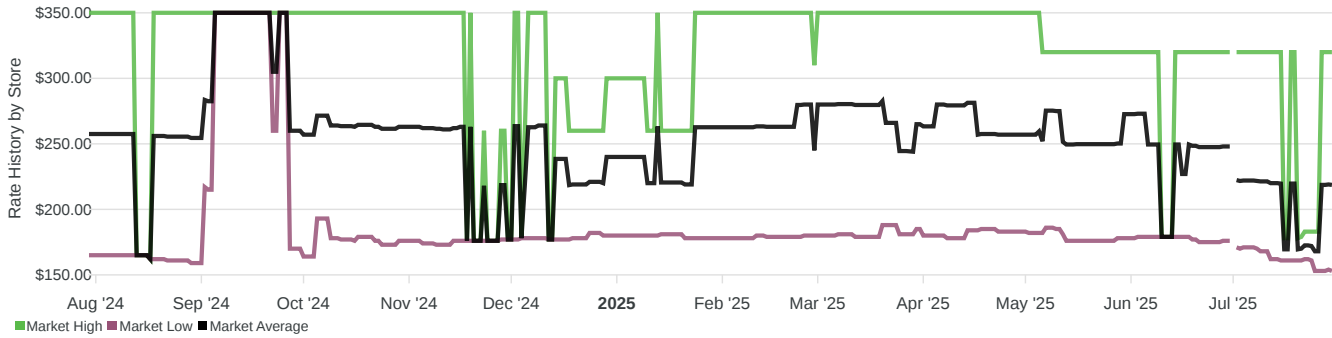


Rate History by Store Continued

[i](#) You are viewing the price in AUD (Australian Dollar).

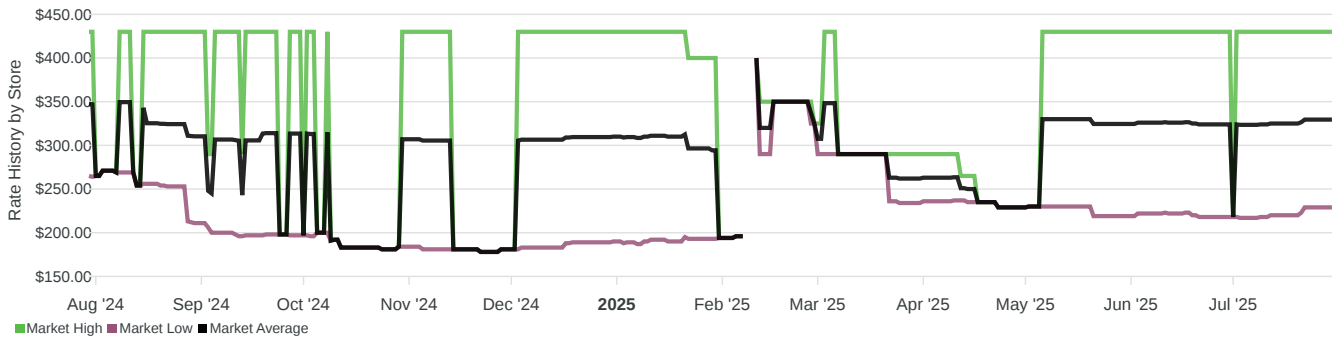
3 SQM (Last 1 Year, Value, Any Floor)

 ● Market High ● Market Low ● Market Average *has same value in the series.*



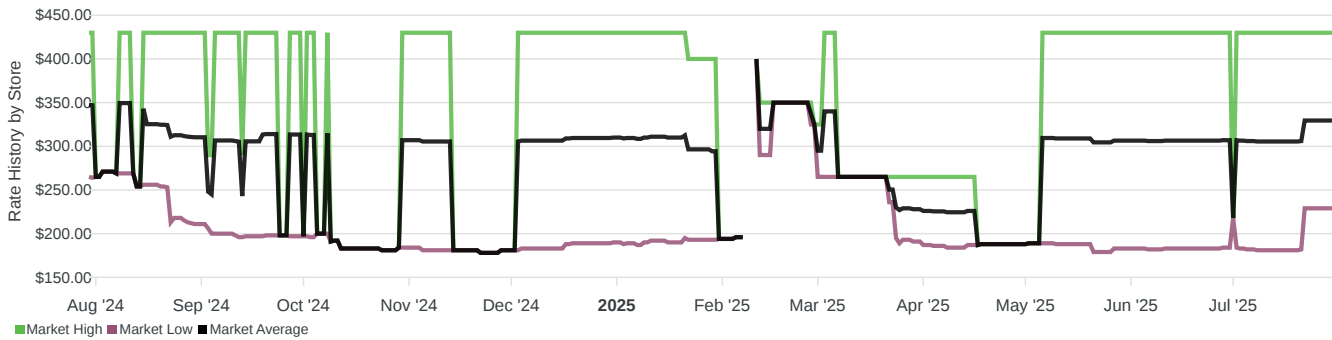
4 SQM (Last 1 Year, Premium, Any Floor)

 ● Market High ● Market Low ● Market Average *has same value in the series.*



4 SQM (Last 1 Year, Value, Any Floor)

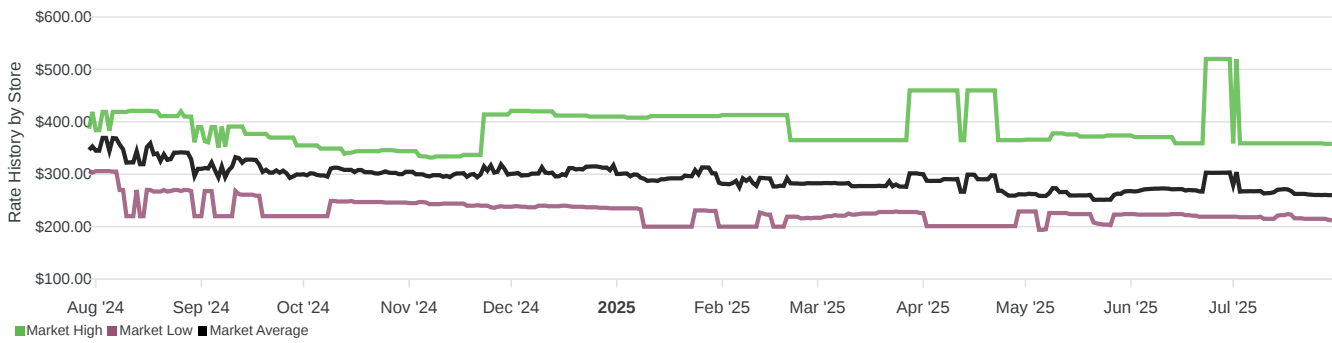
 ● Market High ● Market Low ● Market Average *has same value in the series.*



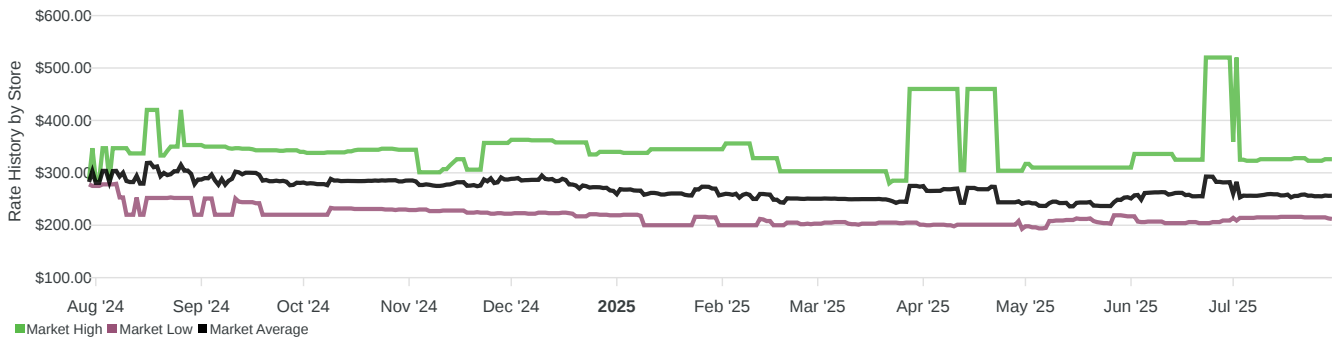
Rate History by Store Continued

[i](#) You are viewing the price in AUD (Australian Dollar).

4.50 SQM (Last 1 Year, Premium, Any Floor)

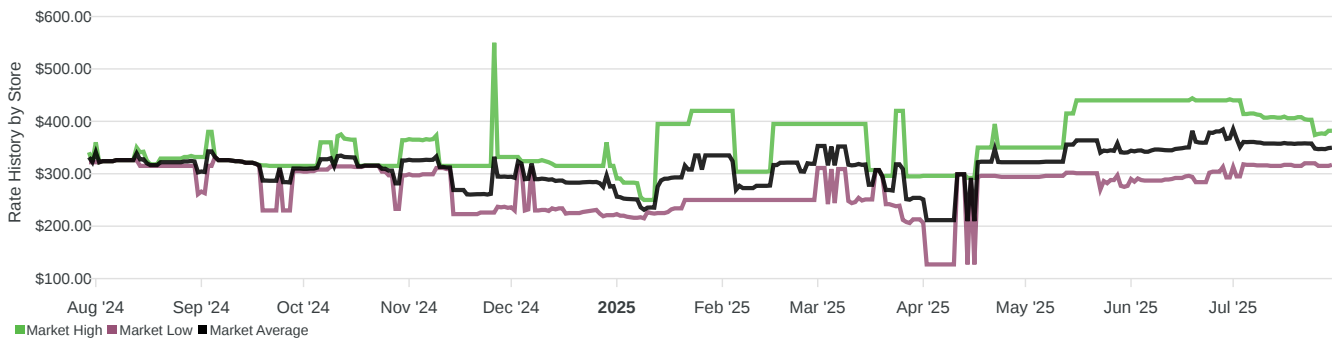


4.50 SQM (Last 1 Year, Value, Any Floor)



6 SQM (Last 1 Year, Premium, Any Floor)

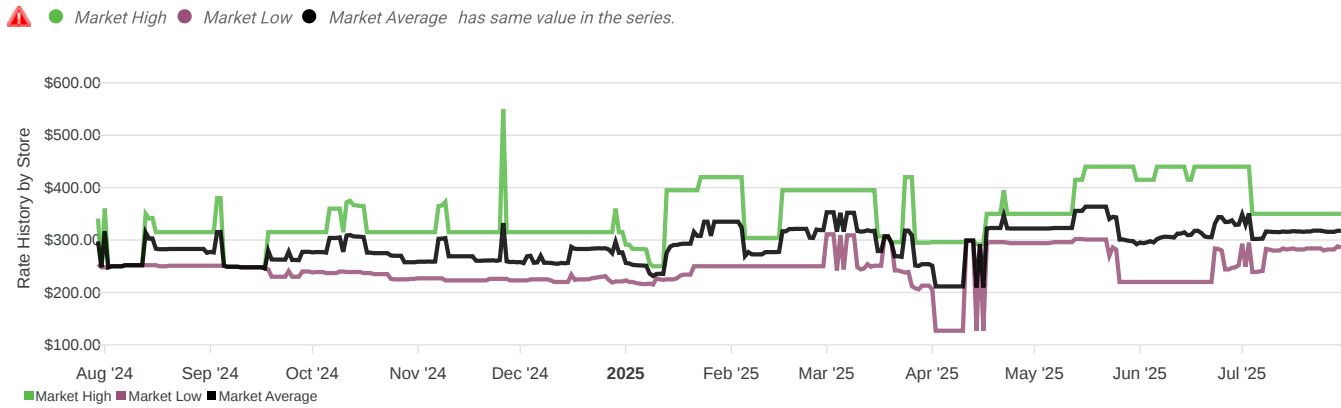
 ● Market High ● Market Low ● Market Average has same value in the series.



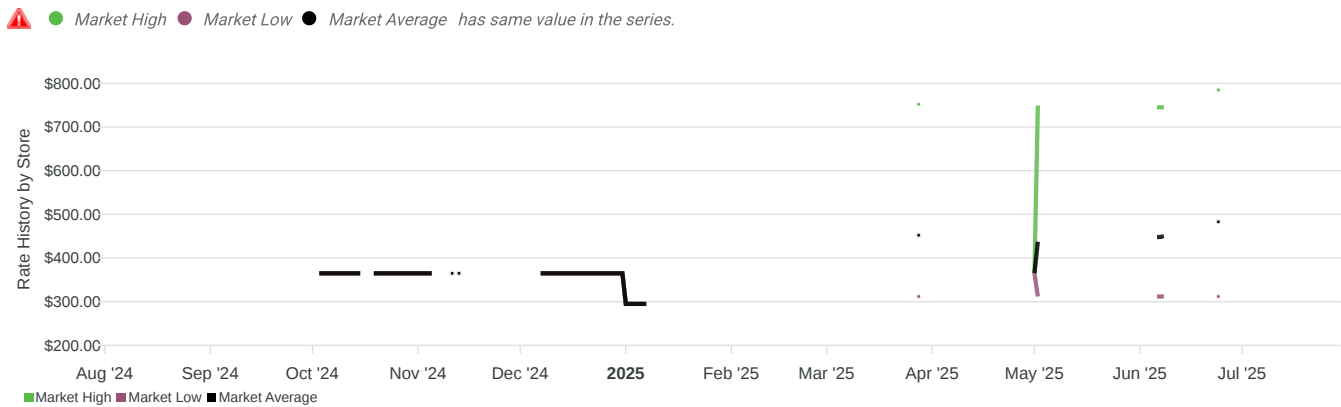
Rate History by Store Continued

[i You are viewing the price in AUD \(Australian Dollar\).](#)

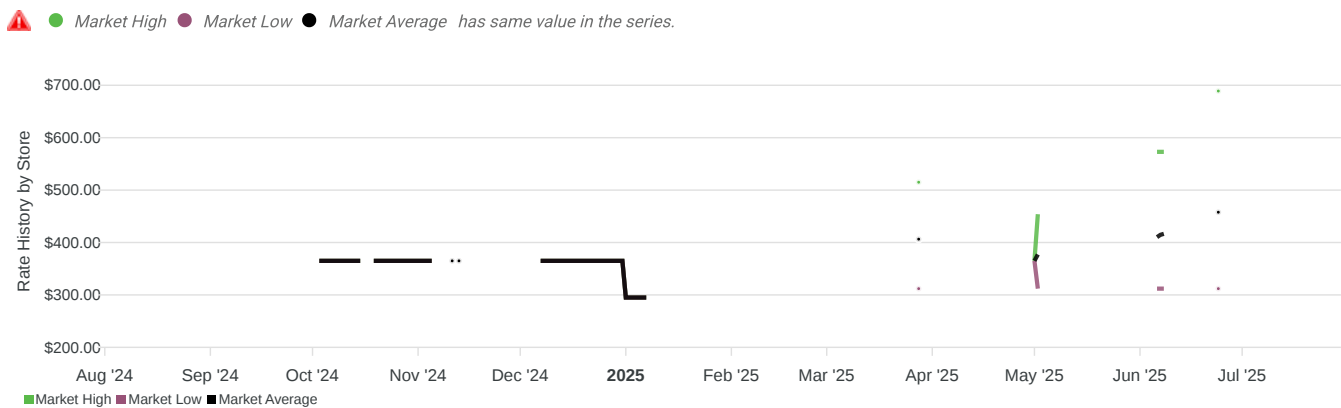
6 SQM (Last 1 Year, Value, Any Floor)



7.50 SQM (Last 1 Year, Premium, Any Floor)



7.50 SQM (Last 1 Year, Value, Any Floor)

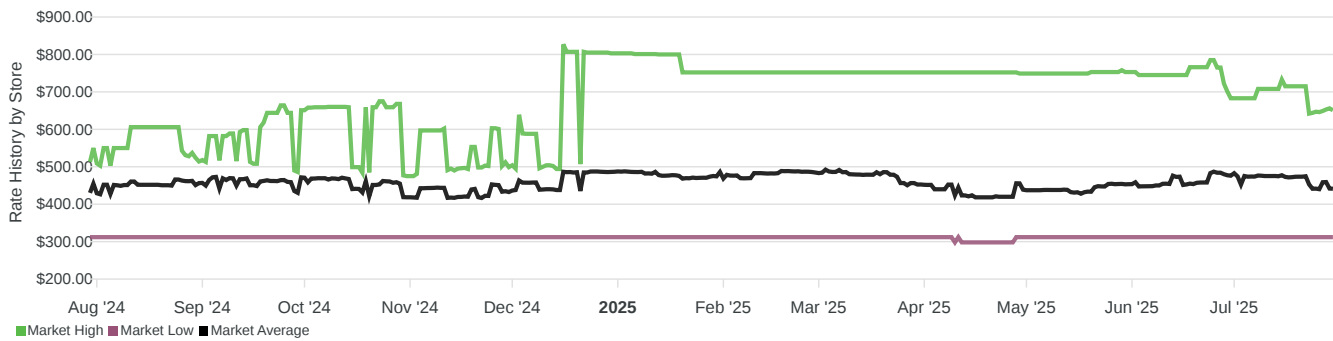


Rate History by Store

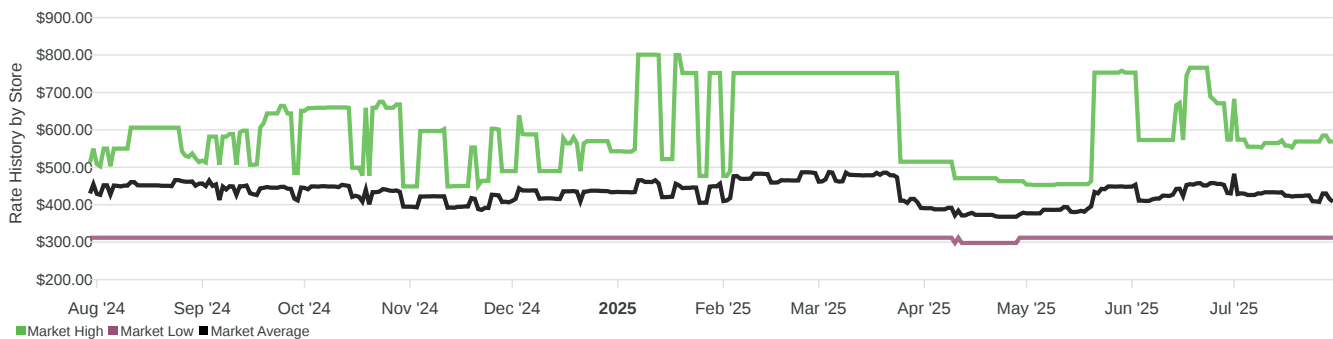
Continued

[You are viewing the price in AUD \(Australian Dollar\).](#)

9 SQM (Last 1 Year, Premium, Any Floor)

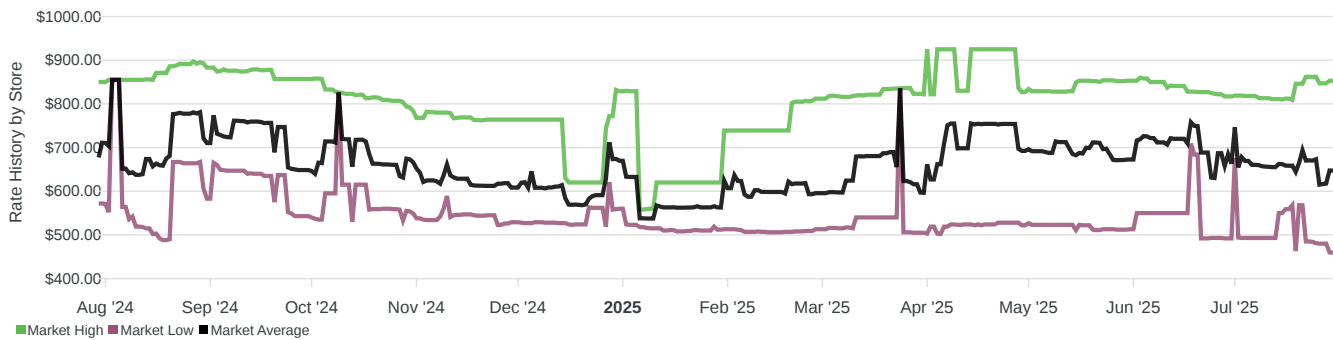


9 SQM (Last 1 Year, Value, Any Floor)



12 SQM (Last 1 Year, Premium, Any Floor)

⚠️ ● Market High ● Market Low ● Market Average has same value in the series.

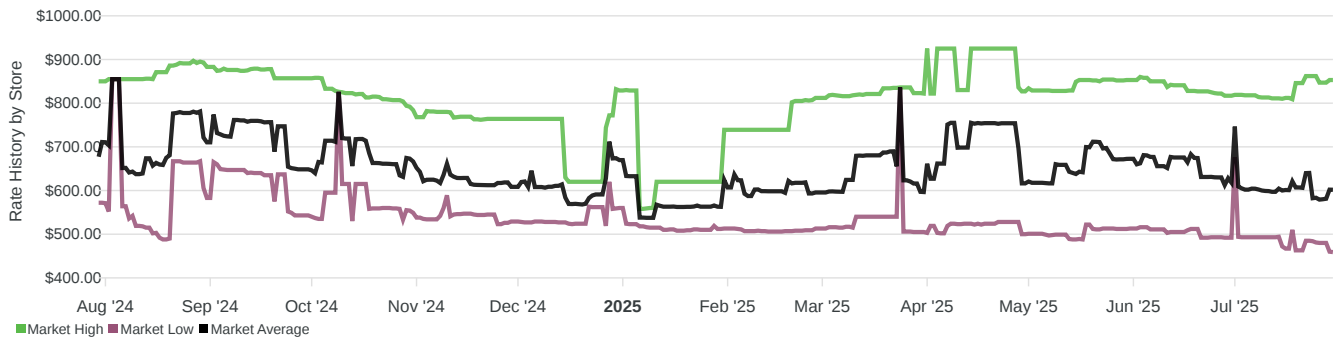


Rate History by Store Continued

[You are viewing the price in AUD \(Australian Dollar\).](#)

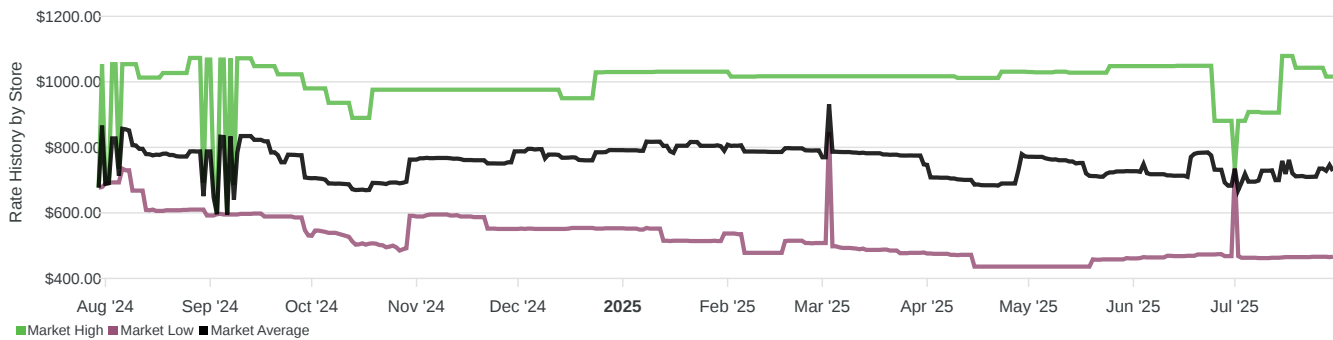
12 SQM (Last 1 Year, Value, Any Floor)

⚠️ ● Market High ● Market Low ● Market Average has same value in the series.



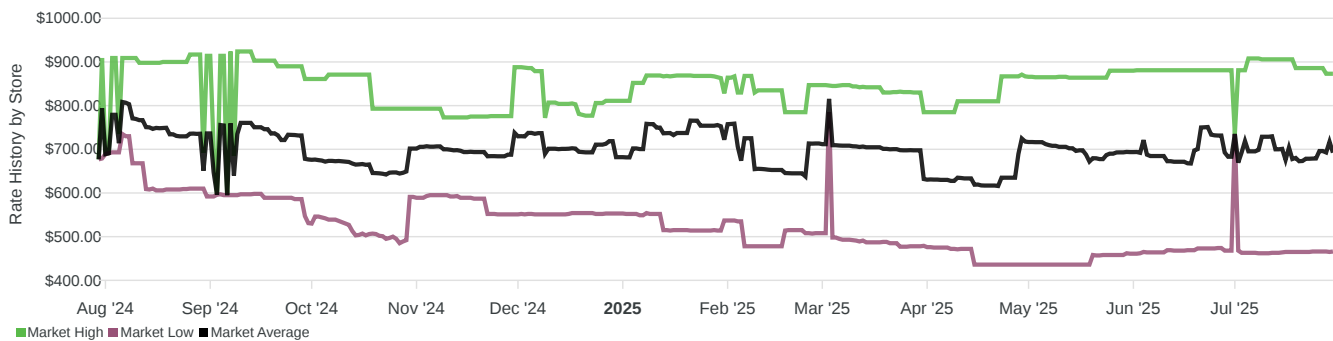
13.50 SQM (Last 1 Year, Premium, Any Floor)

⚠️ ● Market High ● Market Low ● Market Average has same value in the series.



13.50 SQM (Last 1 Year, Value, Any Floor)

⚠️ ● Market High ● Market Low ● Market Average has same value in the series.

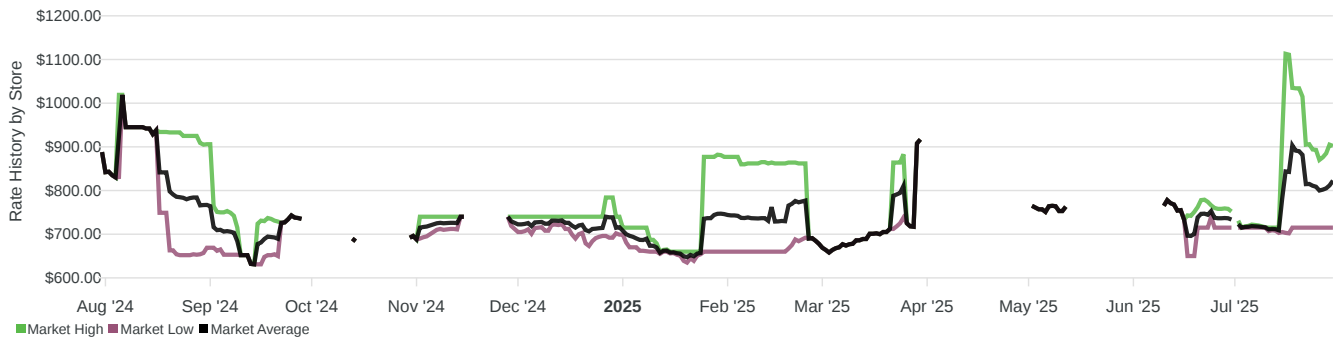


Rate History by Store Continued

i You are viewing the price in AUD (Australian Dollar).

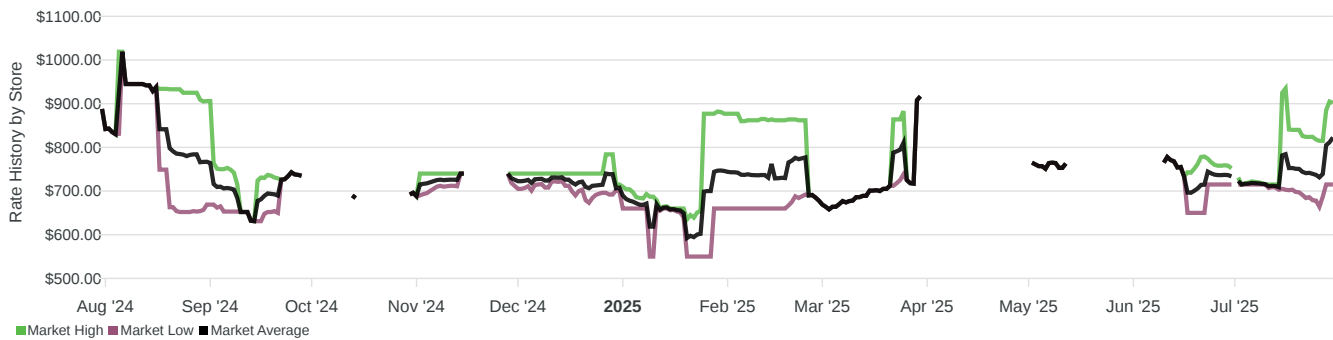
15 SQM (Last 1 Year, Premium, Any Floor)

! ● Market High ● Market Low ● Market Average has same value in the series.

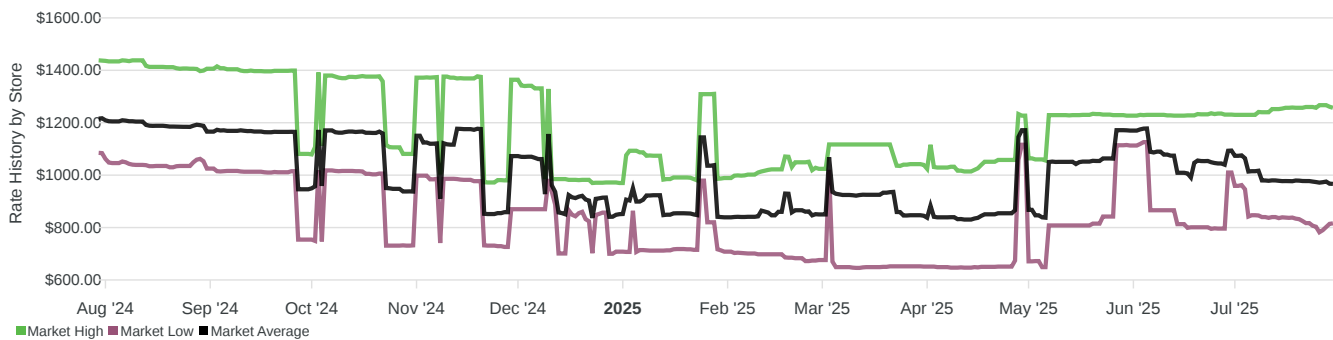


15 SQM (Last 1 Year, Value, Any Floor)

! ● Market High ● Market Low ● Market Average has same value in the series.



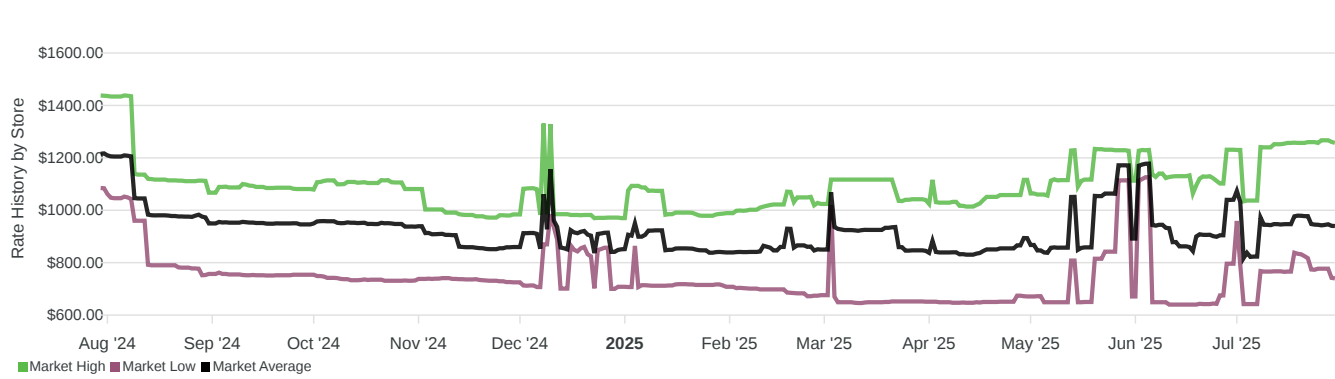
18 SQM (Last 1 Year, Premium, Any Floor)



Rate History by Store Continued

[i You are viewing the price in AUD \(Australian Dollar\).](#)

18 SQM (Last 1 Year, Value, Any Floor)



Developments

Profile information on every property development in the market. Each development profile includes information such as development Stage, Project Type, Store Name, Owner, Address, etc.

Learn about how Square Meter is estimated for developments

The square meter of developments is estimated by calculating a weighted average of the square meter of other stores with known square meter in the same state.

The weights are based on the year the stores were built: 40% for developments. | 30% for stores built in 2021 or later. | 20% for stores built before 2021. | 10% for stores whose year of construction is unknown.

If square meter value is not known for any other stores in the state, the national weighted average is taken as the estimated square meter value.

Development Property Info

You are viewing the price in NZD (New Zealand Dollar).

Stage	In Construction	In Construction
Project Type	New Building	New Building
Store Name	Rent A Space	StorHub Alexandria
Address	132-138 McEvoy St, Alexandria, NSW 2015	9-13 Bourke Rd, Alexandria, NSW 2015
Facility Type	Self Storage	Self Storage
PropertyUrl	-	https://www.storhub.com/.....orhub-australia
Development Project Summary	Stormac Pty Ltd plans to develop a 4-storey self-storage facility named Rent a Space Self Storage Alexandria on a 3.21-acre site, a building totaling 9,663 net rentable square meters. The project will feature 1 building and be managed by Rent a Space Self Storage, with Harding Architects Pty Ltd as the contractor.	StorHub Australia Holdings Ltd plans to develop a six-storey self-storage facility named StorHub Alexandria, with an estimated property value of \$17,500,527. a building totaling 5,226 net rentable square meters with 0.47 acre. The facility will be managed by StorHub.
Acres	3.21	0.47
Property Building Permit	D/2023/267	D/2024/782 ; M220528
Self Storage Building SQM	13804	7466
Self Storage Estimated Rentable SQM	9663	5226
Number of Buildings	1	--
Floors	4	6
Number Of Parking Units	--	--
Estimated Value	--	17,500,530
Permit History Log	City of Sydney Planning : 04/03/2023	Journal Date : 10/01/2024; City of Sydney's Local Planning Panel Approved : 03/09/2025
Permit Month	--	Mar 2025
Expected Open Date	30-Oct-2025	30-Jan-2027
Project Verification Status	Verified	Verified
Source URL	Source URL 1 (https://info.rentaspace.com.au/.....nd-new-projects) Source URL 2 (https://www.cityofsydney.nsw.gov.au/.....f?download=true) Source URL 3 (https://www.cityofsydney.nsw.gov.au/.....f?download=true) Source URL 4 (https://www.cityofsydney.nsw.gov.au/.....reet-alexandria) Source URL 5 (https://www.planningalerts.org.au/.....cations/2929360)	Source URL 1 (https://www.storhub.com/.....orhub-australia) Source URL 2 (https://www.theurbandevveloper.com/.....dria-sydney-nsw) Source URL 3 (https://www.planningalerts.org.au/.....cations/3202657) Source URL 4 (https://eplanning.cityofsydney.nsw.gov.au/.....aspx?id=2415861) Source URL 5 (https://eplanning.cityofsydney.nsw.gov.au/.....06-25T03:09:07Z) Source URL 6 (https://meetings.cityofsydney.nsw.gov.au/.....ionDetails.aspx)
Last Checked Date	20-Jul-2025	20-Jul-2025

Developments Continued

Ownership Info

Owner Name	Stormac Pty Ltd	StorHub Australia Holdings Ltd
Owner Contact Name	Thomas Whelen	--
Operator/Management	Rent a Space Self Storage	StorHub Group
Operator Type	Medium Operator	Large Operator

Contractor Info

Contractor Name	Harding Architects Pty Ltd	--
Contractor Address	6 Regent St, Prahran, VIC 3181	--

Operator/Management Info

Operator/Management Company Name	Rent a Space Self Storage	StorHub Group
Operator Type	Medium Operator	Large Operator

All Stores List

Profile information on every store in the market. Store profile information includes the Store Name, Store Address, Total Rentable Square Meter, Year Opened, Company owner and/or Operating Company, Rate Volatility over the past 30 days.

Total Square Meters values displayed here are obtained from public sources, including city and county property records. When this information is unavailable, StorTrack uses mapping tools or internal models to estimate the size of the property - such properties have an asterisk (*) next to their Total Square Meters value.

How is Rentable Square Meters (RSM) calculated for each property?

RSM is 90% of TSM if the property has 1 floor | RSM is 80% of TSM if the property has 2 floors | RSM is 75% of TSM if the property has 3 or more floors | RSM is 80% of TSM if the property has an unknown number of floors

The class type is a proprietary store classification system. Facilities are categorized based on data concerning rental rates, population, median household income and more.

✓ Rate available for this unit type ✗ Rate not available for this unit type 🚫 Rate previously available, but not currently advertised ★ Your Store													
 Sydney Storage Lockers 0.83 km 644 George St, Sydney, NSW 2000 Monday - Sunday 12:01 AM - 11:59 PM		Drive Distance Drive Time Total Square Meter Rentable Square Meter		0.91 km 5.37 minutes 2,069 sqm 1,655 sqm		Store Type Rate Volatility Stories Year Built		Self Storage N/A N/A N/A					
1 SQM	2 SQM	2.25 SQM	3 SQM	4 SQM	4.50 SQM	6 SQM	7.50 SQM	9 SQM	12 SQM	13.50 SQM	15 SQM	18 SQM	
✗	✗	✗	✗	✗	✗	✗	✗	✗	✗	✗	✗	✗	✗
 CBD Storage 0.93 km World Square Shopping Centre Corner Pitt and Goulbourn St, Sydney, NSW 2000		Drive Distance Drive Time Total Square Meter Rentable Square Meter		0.87 km 5.13 minutes 1,111 sqm 1,000 sqm		Store Type Rate Volatility Stories Year Built		Hybrid N/A 1 N/A					
1 SQM	2 SQM	2.25 SQM	3 SQM	4 SQM	4.50 SQM	6 SQM	7.50 SQM	9 SQM	12 SQM	13.50 SQM	15 SQM	18 SQM	
✗	✗	✗	✗	✗	✗	✗	✗	✗	✗	✗	✗	✗	✗
 Storage King - Woolloomooloo 1.03 kms 11-25 Palmer Street, Woolloomooloo, NSW 2011		Drive Distance Drive Time Total Square Meter Rentable Square Meter		0.96 km 5.09 minutes 2,288 sqm 1,716 sqm		Store Type Rate Volatility Stories Year Built		Self Storage 0% 3 N/A					
1 SQM	2 SQM	2.25 SQM	3 SQM	4 SQM	4.50 SQM	6 SQM	7.50 SQM	9 SQM	12 SQM	13.50 SQM	15 SQM	18 SQM	
✗	✓	✗	✓	✓	🚫	🚫	✗	✗	🚫	✗	✗	✗	✗

All Stores List Continued




All Stores List Continued

<div> ✓ Rate available for this unit type ✗ Rate not available for this unit type 👁 Rate previously available, but not currently advertised ★ Your Store </div>													
<div>  Storage King - Rozelle 2.88 kms 10 Parsons Street, Rozelle, NSW 2039 <div> Drive Distance Drive Time Total Square Meter Rentable Square Meter </div> <div> 2.57 kms 7.44 minutes 7,915 sqm 5,936 sqm </div> <div> Store Type Rate Volatility Stories Year Built </div> <div> Self Storage 0% 4 N/A </div> <div> Monday - Friday Saturday Sunday </div> <div> 08:00 AM - 05:00 PM 08:00 AM - 04:00 PM 10:00 AM - 04:00 PM </div> </div>													
1 SQM	2 SQM	2.25 SQM	3 SQM	4 SQM	4.50 SQM	6 SQM	7.50 SQM	9 SQM	12 SQM	13.50 SQM	15 SQM	18 SQM	
✗	✗	✗	👁	👁	✗	👁	✗	✗	👁	✗	✗	👁	
<div>  Balmain Self Storage 2.88 kms 106 Mullens St, Balmain, NSW 2041 <div> Drive Distance Drive Time Total Square Meter Rentable Square Meter </div> <div> 2.76 kms 7.91 minutes 1,746 sqm 1,397 sqm </div> <div> Store Type Rate Volatility Stories Year Built </div> <div> Self Storage 0% 2 N/A </div> </div>													
1 SQM	2 SQM	2.25 SQM	3 SQM	4 SQM	4.50 SQM	6 SQM	7.50 SQM	9 SQM	12 SQM	13.50 SQM	15 SQM	18 SQM	
✗	✗	✗	✗	✗	✗	✗	✗	✓	✗	✗	✗	✗	
<div>  Storage King - Balmain 2.97 kms 100 Beattie Street, Balmain, NSW 2041 <div> Drive Distance Drive Time Total Square Meter Rentable Square Meter </div> <div> 3.01 kms 9.19 minutes 4,175 sqm 3,131 sqm </div> <div> Store Type Rate Volatility Stories Year Built </div> <div> Self Storage 0% 3 N/A </div> <div> Monday - Friday Saturday Sunday </div> <div> 08:00 AM - 05:00 PM 08:30 AM - 04:00 PM 10:00 AM - 04:00 PM </div> </div>													
1 SQM	2 SQM	2.25 SQM	3 SQM	4 SQM	4.50 SQM	6 SQM	7.50 SQM	9 SQM	12 SQM	13.50 SQM	15 SQM	18 SQM	
✗	✗	👁	👁	👁	✓	✓	👁	👁	👁	✗	✓	✓	
<div>  Kennards Self Storage Camperdown 3.38 kms 1-19 Booth St, Camperdown, NSW 2050 <div> Drive Distance Drive Time Total Square Meter Rentable Square Meter </div> <div> 2.71 kms 10.26 minutes 15,899 sqm 11,924 sqm </div> <div> Store Type Rate Volatility Stories Year Built </div> <div> Hybrid 65% 6 N/A </div> </div>													
1 SQM	2 SQM	2.25 SQM	3 SQM	4 SQM	4.50 SQM	6 SQM	7.50 SQM	9 SQM	12 SQM	13.50 SQM	15 SQM	18 SQM	
✗	✗	✓	✗	✗	✓	✗	✗	✓	✗	✓	✗	✓	

All Stores List Continued

<div> ✓ Rate available for this unit type ✗ Rate not available for this unit type 🚫 Rate previously available, but not currently advertised ★ Your Store </div>													
<div>  <div> Kennards Self Storage Rozelle 3.58 kms 17 Wellington Street, Rozelle, NSW 2039 </div> <div> <div>Drive Distance</div> <div>Drive Time</div> <div>Total Square Meter</div> <div>Rentable Square Meter</div> </div> <div> <div>3.11 kms</div> <div>9.88 minutes</div> <div>13,093 sqm</div> <div>9,820 sqm</div> </div> <div> <div>Store Type</div> <div>Rate Volatility</div> <div>Stories</div> <div>Year Built</div> </div> <div> <div>Self Storage</div> <div>49%</div> <div>3</div> <div>N/A</div> </div> </div>													
1 SQM	2 SQM	2.25 SQM	3 SQM	4 SQM	4.50 SQM	6 SQM	7.50 SQM	9 SQM	12 SQM	13.50 SQM	15 SQM	18 SQM	
✗	✗	✓	✓	✗	✓	✗	🚫	🚫	✓	🚫	🚫	✓	
<div>  <div> Prestige Car Storage 3.58 kms 39 Garema, Kingsgrove, NSW 2028 </div> <div> <div>Drive Distance</div> <div>Drive Time</div> <div>Total Square Meter</div> <div>Rentable Square Meter</div> </div> <div> <div>2.58 kms</div> <div>10.79 minutes</div> <div>870 sqm</div> <div>696 sqm</div> </div> <div> <div>Store Type</div> <div>Rate Volatility</div> <div>Stories</div> <div>Year Built</div> </div> <div> <div>Hybrid</div> <div>N/A</div> <div>2</div> <div>N/A</div> </div> </div>													
1 SQM	2 SQM	2.25 SQM	3 SQM	4 SQM	4.50 SQM	6 SQM	7.50 SQM	9 SQM	12 SQM	13.50 SQM	15 SQM	18 SQM	
✗	✗	✗	✗	✗	✗	✗	✗	✗	✗	✗	✗	✗	✗
<div>  <div> Kennards Self Storage Moore Park 3.59 kms 813-851 South Dowling Street, Moore Park, NSW 2017 </div> <div> <div>Drive Distance</div> <div>Drive Time</div> <div>Total Square Meter</div> <div>Rentable Square Meter</div> </div> <div> <div>3.62 kms</div> <div>11.34 minutes</div> <div>12,867 sqm</div> <div>9,650 sqm</div> </div> <div> <div>Store Type</div> <div>Rate Volatility</div> <div>Stories</div> <div>Year Built</div> </div> <div> <div>Self Storage</div> <div>51%</div> <div>4</div> <div>N/A</div> </div> </div>													
1 SQM	2 SQM	2.25 SQM	3 SQM	4 SQM	4.50 SQM	6 SQM	7.50 SQM	9 SQM	12 SQM	13.50 SQM	15 SQM	18 SQM	
✗	✗	✓	🚫	✗	✓	🚫	✗	🚫	🚫	✗	✗	🚫	
<div>  <div> National Storage Camperdown 3.65 kms 52 Pyrmont Bridge Road, Annandale, NSW 2050 </div> <div> <div>Drive Distance</div> <div>Drive Time</div> <div>Total Square Meter</div> <div>Rentable Square Meter</div> </div> <div> <div>2.98 kms</div> <div>11.43 minutes</div> <div>6,944 sqm</div> <div>5,555 sqm</div> </div> <div> <div>Store Type</div> <div>Rate Volatility</div> <div>Stories</div> <div>Year Built</div> </div> <div> <div>Hybrid</div> <div>41%</div> <div>2</div> <div>N/A</div> </div> </div> <div> Monday - Sunday 05:00 AM - 09:00 PM </div>													
1 SQM	2 SQM	2.25 SQM	3 SQM	4 SQM	4.50 SQM	6 SQM	7.50 SQM	9 SQM	12 SQM	13.50 SQM	15 SQM	18 SQM	
✗	✓	✓	✓	✓	✓	✓	✗	✓	🚫	✓	✓	✗	

All Stores List Continued

<div> ✓ Rate available for this unit type ✗ Rate not available for this unit type 🚫 Rate previously available, but not currently advertised ★ Your Store </div>													
<div>  Kennards Self Storage Waterloo 3.81 kms 866 Bourke St, Waterloo, NSW 2017 </div> <div> Drive Distance Drive Time Total Square Meter Rentable Square Meter </div> <div> 3.92 kms 12.35 minutes 41,397 sqm 31,048 sqm </div> <div> Store Type Rate Volatility Stories Year Built </div> <div> Hybrid 46% 4 N/A </div>													
1 SQM	2 SQM	2.25 SQM	3 SQM	4 SQM	4.50 SQM	6 SQM	7.50 SQM	9 SQM	12 SQM	13.50 SQM	15 SQM	18 SQM	
✗	✗	✓	🚫	✗	✓	✗	✗	✓	🚫	🚫	✗	🚫	
<div>  Rent A Space - Moore Park 3.84 kms 42 ODea Avenue, Moore Park, NSW 2017 </div> <div> Drive Distance Drive Time Total Square Meter Rentable Square Meter </div> <div> 3.63 kms 11.11 minutes 6,268 sqm 5,014 sqm </div> <div> Store Type Rate Volatility Stories Year Built </div> <div> Self Storage 18% 2 N/A </div>													
Monday - Sunday 06:00 AM - 09:00 PM													
1 SQM	2 SQM	2.25 SQM	3 SQM	4 SQM	4.50 SQM	6 SQM	7.50 SQM	9 SQM	12 SQM	13.50 SQM	15 SQM	18 SQM	
✗	✗	✓	✗	✗	✓	✗	✗	✓	✗	✓	✗	🚫	
<div>  StorHub Alexandria 4.19 kms 9-13 Bourke Road, Alexandria, NSW 2015 </div> <div> Total Square Meter Rentable Square Meter </div> <div> 4,082 sqm 3,265 sqm </div> <div> Store Type Rate Volatility Stories Year Built </div> <div> Self Storage N/A N/A N/A </div>													
1 SQM	2 SQM	2.25 SQM	3 SQM	4 SQM	4.50 SQM	6 SQM	7.50 SQM	9 SQM	12 SQM	13.50 SQM	15 SQM	18 SQM	
✗	✗	✗	✗	✗	✗	✗	✗	✗	✗	✗	✗	✗	
<div>  Metro Storage - Eastern Suburbs 4.66 kms 74A Newland Street, Bondi Junction, NSW 2022 </div> <div> Drive Distance Drive Time Total Square Meter Rentable Square Meter </div> <div> 4.15 kms 14.02 minutes 2,398 sqm 1,918 sqm </div> <div> Store Type Rate Volatility Stories Year Built </div> <div> Self Storage N/A 2 N/A </div>													
1 SQM	2 SQM	2.25 SQM	3 SQM	4 SQM	4.50 SQM	6 SQM	7.50 SQM	9 SQM	12 SQM	13.50 SQM	15 SQM	18 SQM	
✗	✗	✗	✗	✗	✗	✗	✗	✗	✗	✗	✗	✗	


All Stores List Continued

✓ Rate available for this unit type

✗ Rate not available for this unit type

👁 Rate previously available, but not currently advertised

★ Your Store

<div><div></div><div><div>Storage Plus Rosebery</div><div>4.98 kms</div><div>87-103 Epsom Road, Rosebery, NSW 2018</div></div></div>				<div><div>Drive Distance</div><div>4.68 kms</div></div> <div><div>Drive Time</div><div>15.68 minutes</div></div> <div><div>Total Square Meter</div><div>4,741 sqm</div></div> <div><div>Rentable Square Meter</div><div>3,792 sqm</div></div>				<div><div>Store Type</div><div>Self Storage</div></div> <div><div>Rate Volatility</div><div>71%</div></div> <div><div>Stories</div><div>N/A</div></div> <div><div>Year Built</div><div>N/A</div></div>								
<div><div>Monday - Friday</div><div>07:00 AM - 05:00 PM</div><div>Saturday</div><div>09:00 AM - 04:00 PM</div><div>Sunday</div><div>10:00 AM - 03:30 PM</div></div>				1 SQM	2 SQM	2.25 SQM	3 SQM	4 SQM	4.50 SQM	6 SQM	7.50 SQM	9 SQM	12 SQM	13.50 SQM	15 SQM	18 SQM
				✗	✗	✓	✗	👁	✓	✓	✗	✓	✓	👁	👁	✓